

PLY LAM

Shells

EURO
FRAME



GS-1482 **Jazz** PL
'CC' Arch



GS-1482 **Gatsby** PL
'CC' Pillow



GS-1482 **Horizon** PL
'CC' Crown



GS-1482 **Butterfly** PL
'CC' Curve



GS-1482 **Butterfly** PL
'CC' Curve

MATRIX

FRAME



GS-1462 Tulip PL
'CC' Curve



GS-1462 Tango PL
'CC' Oval



GS-1462 Jazz PL
'CC' Circle



GS-1462 Horizon PL
'CC' Tapered



GS-1462 Horizon PL
'CC' Tapered

STUDIO
FRAME



GS-1472 **Butterfly** PL
'CC' Circle



GS-1472 **Gatsby** PL
'CC' Oval



GS-1472 **Mesa** PL
'CC' Square



GS-1472 **Jazz** PL
'CC' Crown



GS-1472 **Jazz** PL
'CC' Crown

NOVA
FRAME



GS-1492 Pyramid PL
'CC' Slot



GS-1492 Cube PL
'CC' Square



GS-1492 Horizon PL
'CC' Funnel



GS-1492 Pyramid PL
'CC' Slot



GS-1492 Merlot PL
'CC' Oval

LIDO

STOOL FRAME

Available in both COUNTER and BAR heights



GS-89 Mini Gatsby PL
(26" Seat Height)



GS-89 Mini Gatsby PL
(26" Seat Height)



GS-88 Mini Merlot PL
'CC' Oval
(30" Seat Height)

PERCH

STOOL FRAME

Available in both COUNTER and BAR heights



GS-79 Mini Horizon PL
(26" Seat Height)



GS-80 Mini Tango PL
'CC' Arch
(30" Seat Height)



GS-80 Mini Cube PL
(30" Seat Height)



GS-80 Mini Cube PL
(30" Seat Height)

BOLT DOWN

STOOL FRAME

Available in CHAIR, COUNTER and BAR height
Return Swivel is standard on all Bolt Down frames



GS-97-CM Mini Pyramid PL
'CC' Slot
(30" Seat Height)



GS-93-CM Mini Butterfly PL
(18" Seat Height)



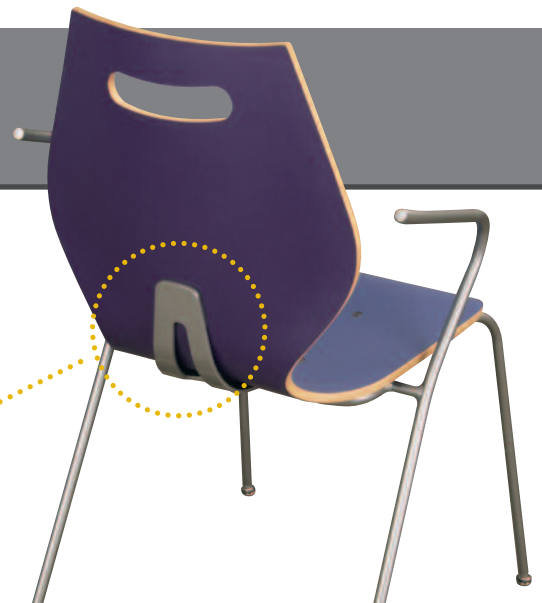
GS-90-CM Mini Jazz PL
(26" Seat Height)



GS-93-CM Mini Butterfly PL
(18" Seat Height)

Flex - Support™

A subtle design element, Hauser's uniquely integrated Flex-Support™ provides the extra strength needed to withstand demanding commercial environments.



Create your own custom CHAIR or STOOL:

1 Select a CHAIR SHELL



2 Specify a plastic laminate from one of the major manufacturers.

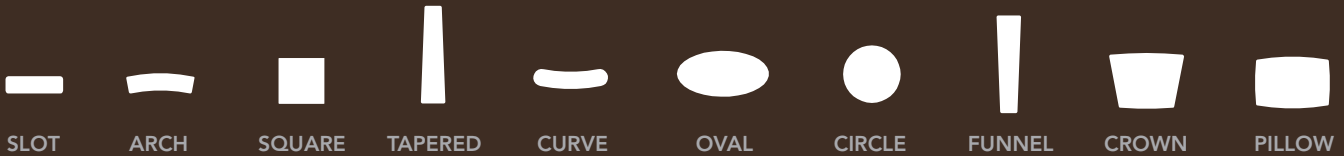
1 Select a MINI STOOL SHELL



2 Specify a plastic laminate from one of the major manufacturers.

3 Choose from one of our Designer Custom Cuts or create your own signature cutout.

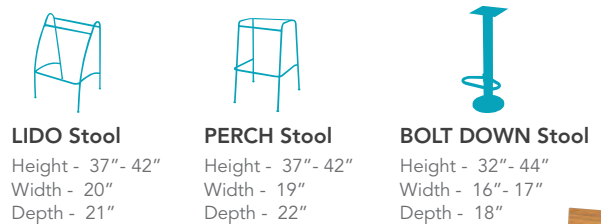
Designer Custom Cuts



4 Select a CHAIR FRAME & FINISH



4 Select a MINI STOOL FRAME & FINISH



5 Combine a Shell, Laminate, Cutout and Chair Frame to create your own Custom Chair!



5 Combine a MINI Shell, Laminate, Cutout and Stool Frame to create your own Custom Stool!

